



Activating UltraStation Advanced

Date:09/05/2013

Solution: UltraStation Advanced is an optional upgrade for the Rigol UltraSigma software. It is for use with the DG4000 and DG5000 series of function generators.

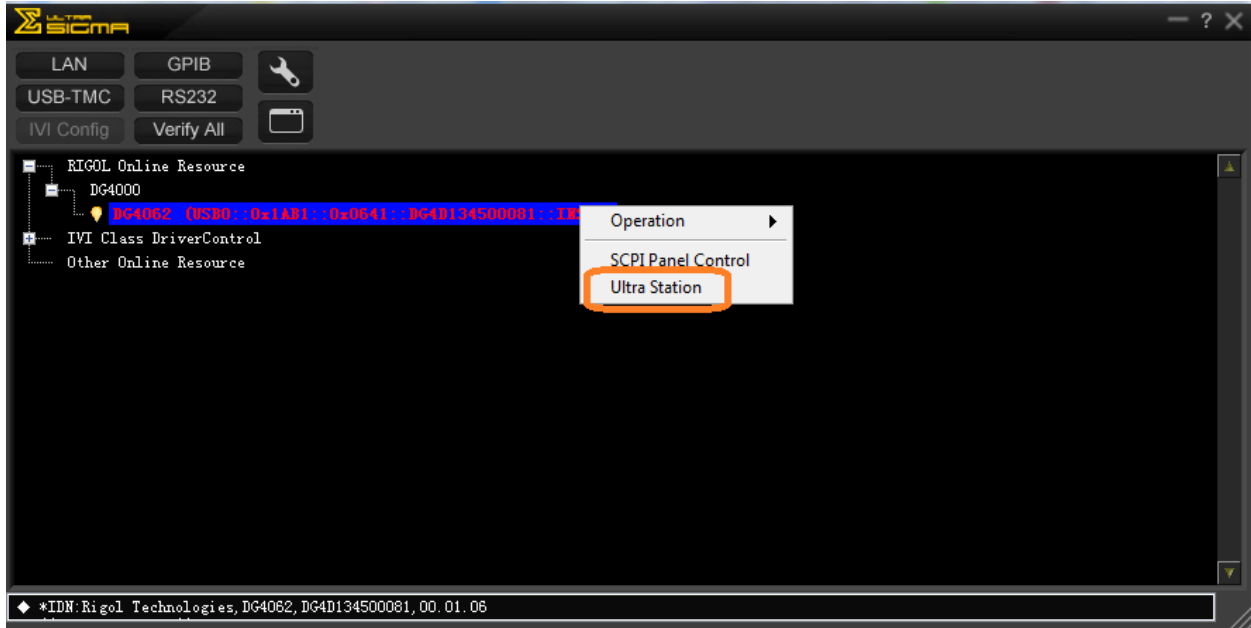
You can order the option from your Rigol Sales Office. Simply call and provide payment information and the serial number for the product you would like to license.

Here are instructions for activating the option:

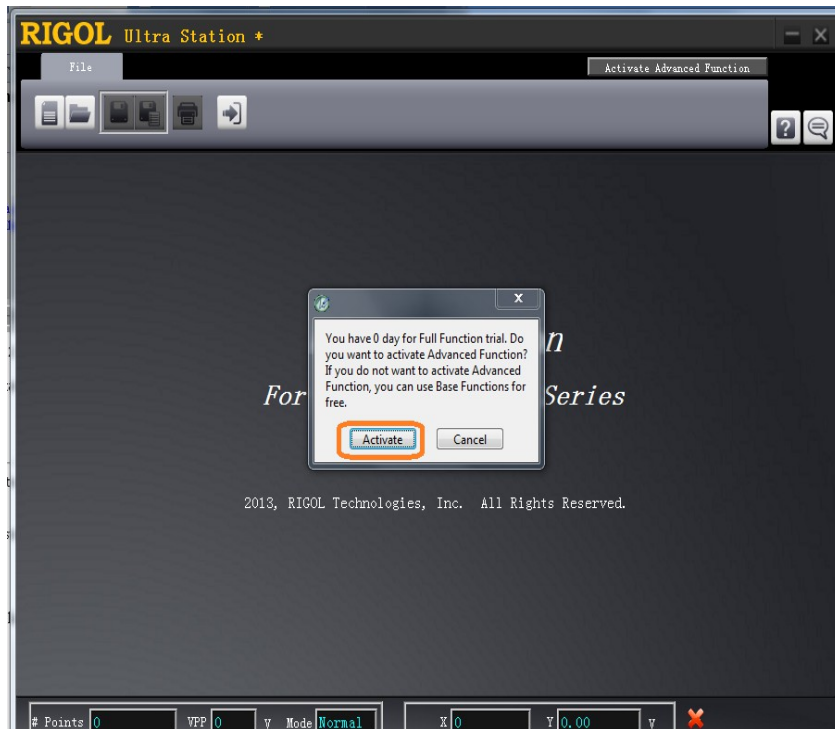
- 1) Install UltraSigma
- 2) Install UltraStation
- 3) Connect the instrument to the controlling computer using a USB or Ethernet cable
- 4) Start UltraSigma

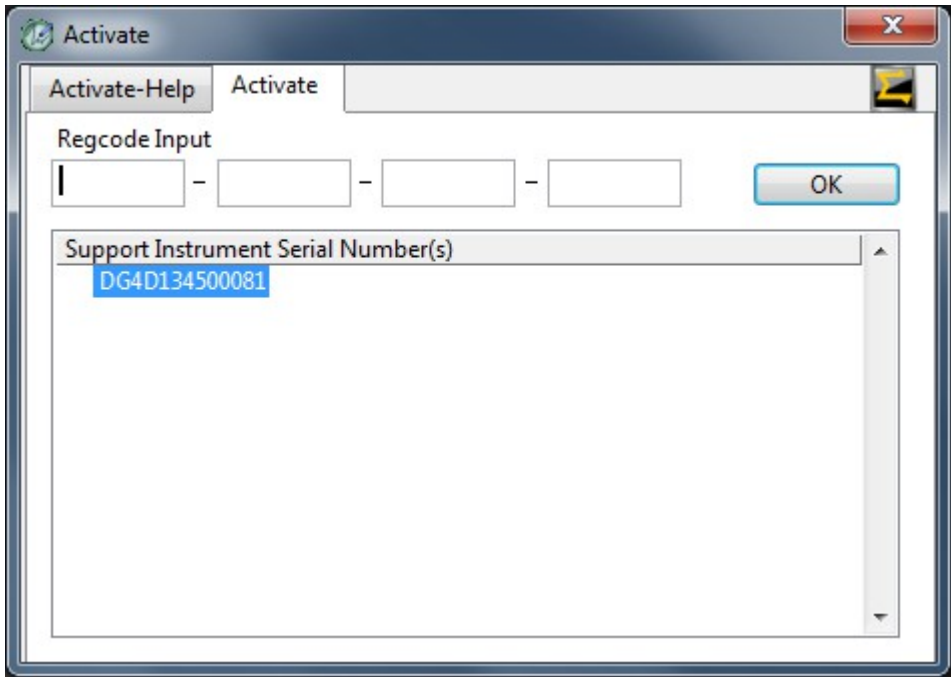


5) Right-click on the instrument and select UltraStation



6) There may be a window that states the number of days left on your trial version of UltraStation Advanced. Click Activate and enter the license code.







Headquarters

RIGOL TECHNOLOGIES, INC.
No.156,Cai He Village,
Sha He Town,
Chang Ping District, Beijing,
102206 P.R.China
Tel:+86-10-80706688
Fax:+86-10-80705070
Email: support@rigol.com

USA

RIGOL TECHNOLOGIES,USA INC.
7401 First Place, Suite N
Oakwood Village
OH 44164, USA
Toll free: 877-4-RIGOL-1
Office: (440) 232-4488
Fax: (216)-754-8107
Email: info@rigol.com

EUROPE

RIGOL TECHNOLOGIES GmbH
Lindbergh str. 4
82178 Puchheim
Germany
Tel: 0049- 89/89418950
Email: info-europe@rigoltech.com