

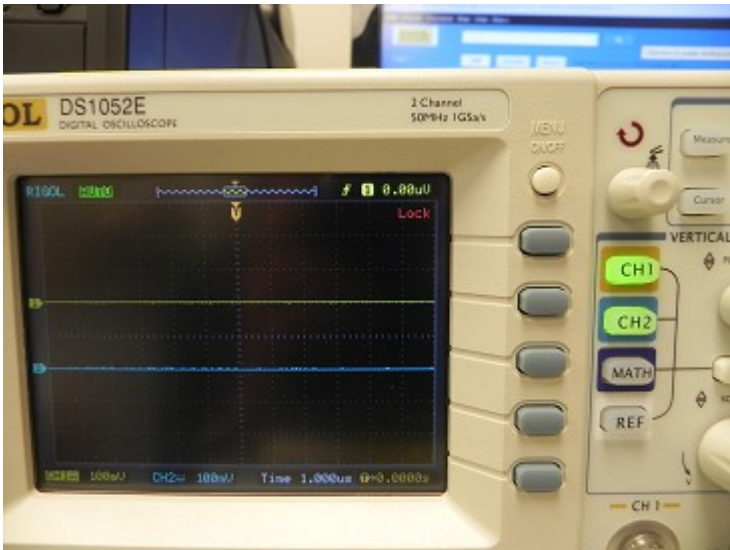


**Unlock the DS1000E/D**

Date:01.18.2012

*Solution:* The DS1000E/D instruments have the ability to be locked from the front panel.

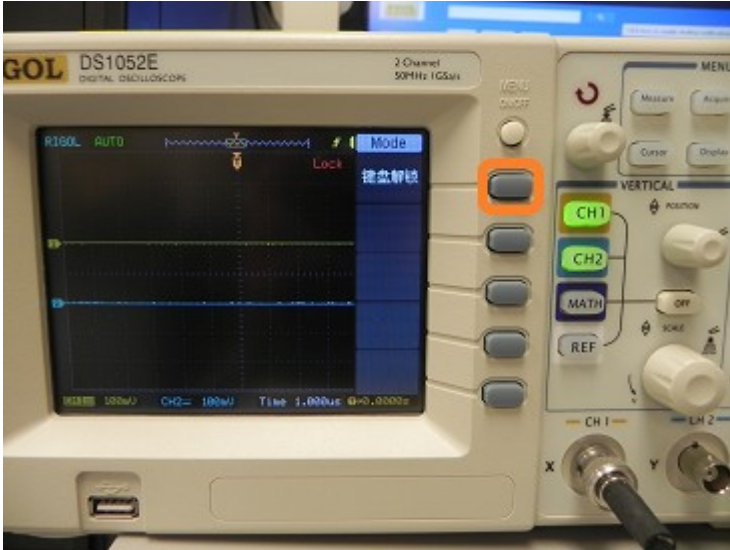
If they are in a locked state, red letters LOCK will appear in the upper right-hand corner of the display as below:



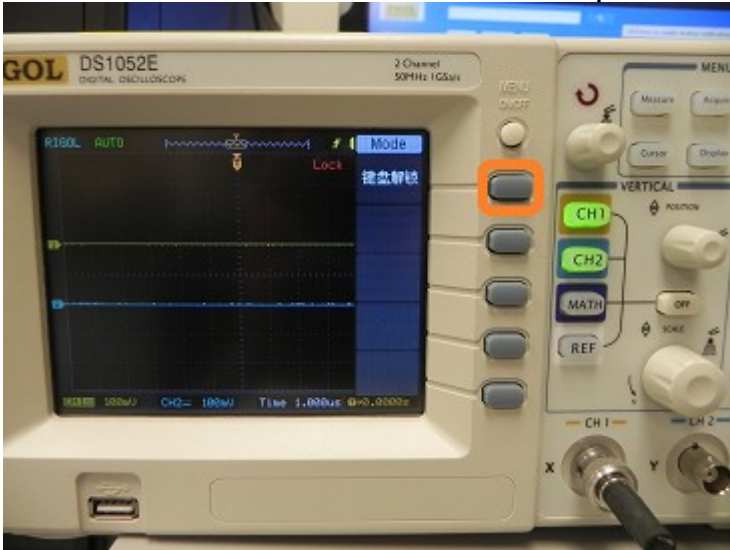


To unlock the display, follow these instructions:

1. Press the grey/blue key just to the right of the displayed LOCK text.
2. A prompt, similar to the one shown in the attached picture should appear.



3. The default unlock code for the DS1000 series scopes is “ 11111 “



4. After you have selected the password, press the bottom most grey/blue button. This will enter the password. The LOCK label should disappear.



You may want to change the language.

To do so, follow these instructions:

- 1) Press Utility and the Up Arrow until you get to the first menu screen
- 2) There is a label Language there.. press the grey/blue key next to that label
- 3) Press that same key to select the language you are interested in.