

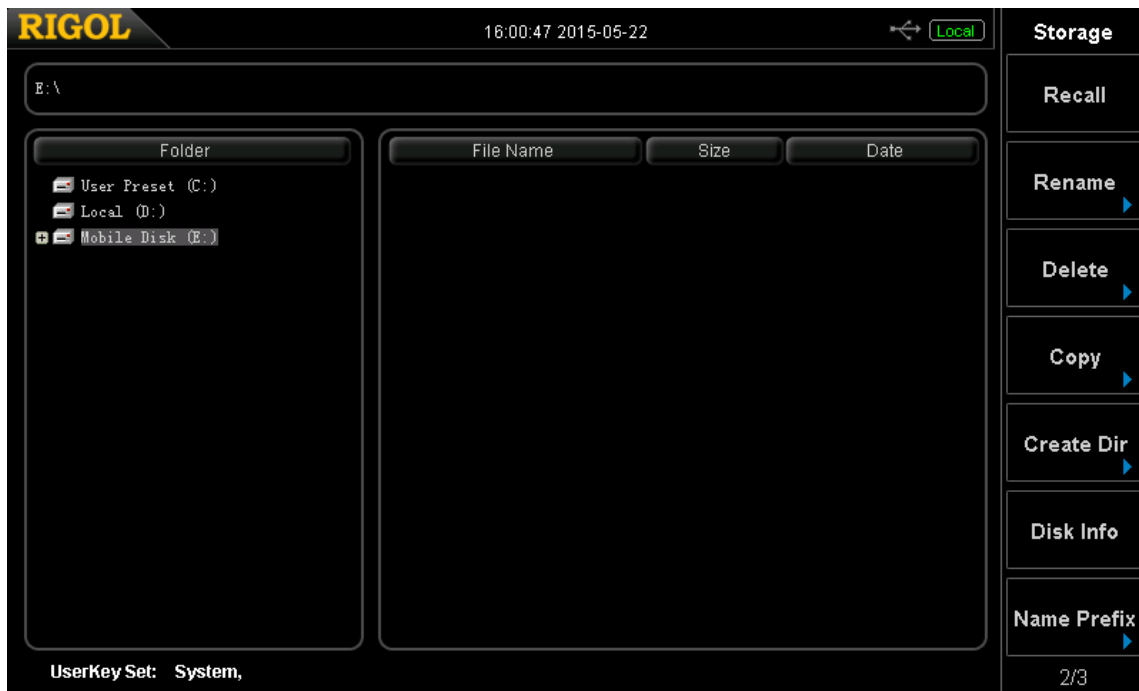


How to easily store files with the DSA800: Prefix

Date: 05/22/2015

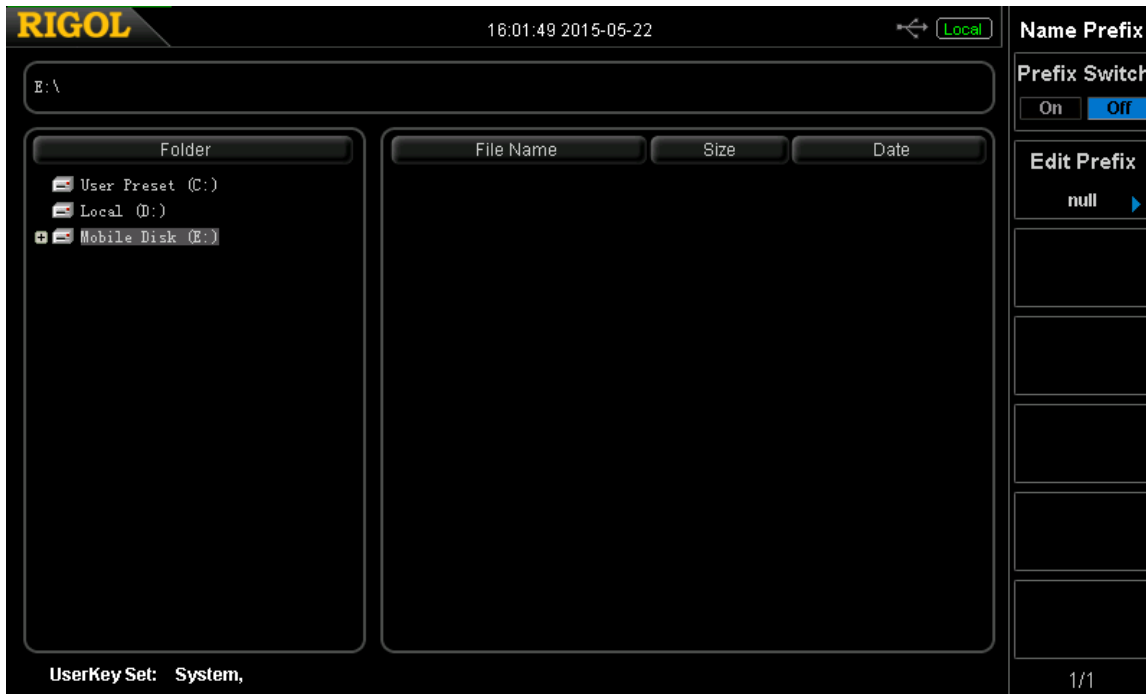
Solution: The latest revision of firmware (DSA815 00.01.12) has the ability to save a prefix for use with file saves. This can make data entry a bit easier.

- Press SYSTEM > Down arrow to page 2 > Select Name Prefix





- Select EDIT PREFIX and use the keypad to enter the text you want to start the files with



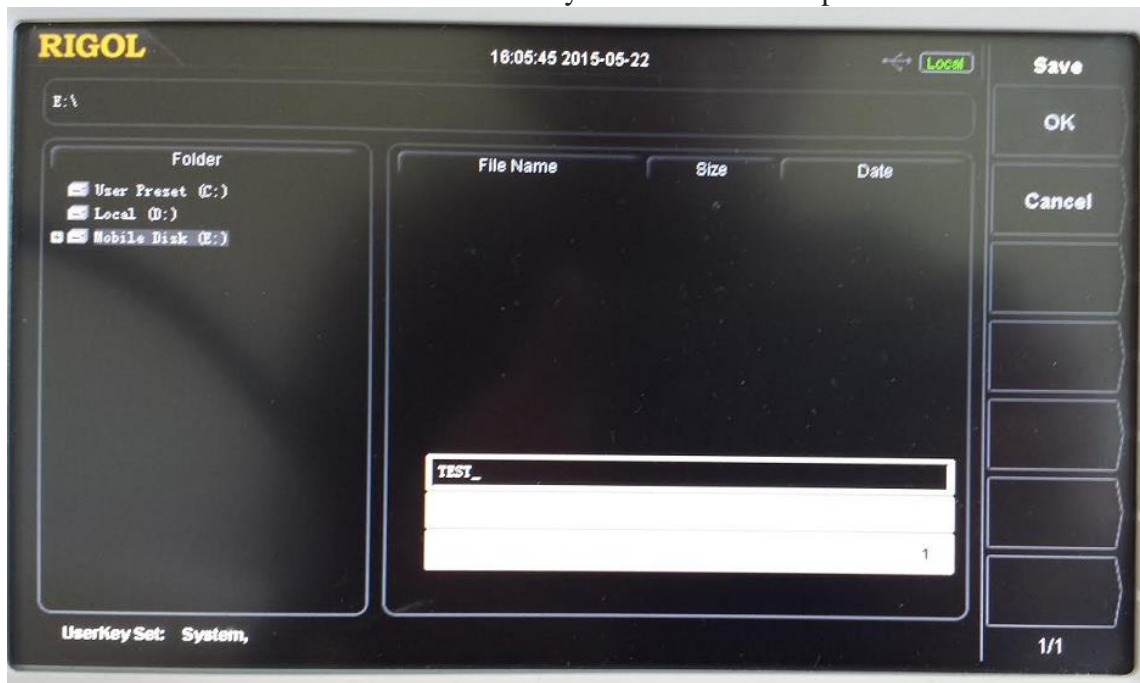
- Press OK



- Here, we have saved TEST as the prefix



- Set PREFIX SWITCH to ON when you want to use the prefix





NOTE: You can leave the text box in the numeric control ("1" shown in lower corner) when you close the text entry window. It will appear in the same state next time you save a file. You can simply press 1,2,3..etc.. to increment the file.



Headquarters

RIGOL TECHNOLOGIES, INC.
No.156,Cai He Village,
Sha He Town,
Chang Ping District, Beijing,
102206 P.R.China
Tel:+86-10-80706688
Fax:+86-10-80705070
Email: support@rigol.com

USA

RIGOL TECHNOLOGIES,USA INC.
102000 SW Allen Blvd, Suite C
Beaverton
OR 97005, USA
Toll free: 877-4-RIGOL-1
Office: (440) 232-4488
Fax: (216)-754-8107
Email: info@rigol.com

EUROPE

RIGOL TECHNOLOGIES GmbH
Lindbergh str. 4
82178 Puchheim
Germany
Tel: 0049- 89/89418950
Email: info-europe@rigoltech.com